




CUSTOM 2" WOOD BLIND

The designer's choice for elegant, traditional window treatments.



Product Overview

Levolor Custom 2" Wood Blinds create the look of expensive plantation shutters while offering excellent light control and privacy. Committed to both durability and aesthetics, the Levolor Custom 2" Wood Blind combines the highest quality components with visibly attractive features to provide an overall superior product.

Levolor Custom 2" Wood Blinds are made from the finest kiln-dried North American hardwood. Furniture quality wood finishes are available in two surface textures and a palette of more than 20 paints and stains ranging from contemporary light to traditional dark rich tones. The standard finish is sanded smooth on all surfaces resulting in a quality blind free of chips, cracks and sawmarks. The Levolor Sandblasted finish is beautifully enhanced by a special process which raises the natural grain of the wood.

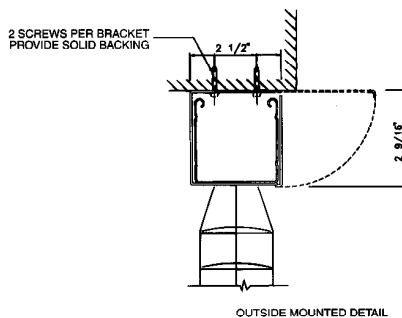
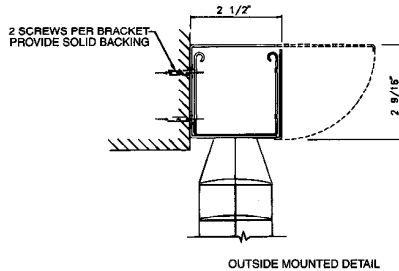

Levolor wood blinds use a proven, all-steel headrail system made of roll-formed corrosion-resistant Tomized steel. The metal headrail and components provide superior support for the additional weight demands imposed by wood blinds. The steel hardware is machine-clinched, insuring accurate alignment of moving parts and long, maintenance-free operation.

Valance returns have a precise mitered joint secured with an easy-to-assemble metal clip. The wood bottom rails and ladder caps, along with the cords, matching hardwood valance, Birchwood wand and wood tassel are color matched to provide an elegant wood window covering.

Key Features:

- Finest North American kiln-dried hardwood construction
- Matching valance, wand, and tassel
- One year warranty

CUSTOM 2" WOOD BLIND



Product Specifications

For more detailed specifications please reference Custom 2" Wood Blind product Guide Specifications.

Part II -- Products

A. Custom 2" Wood Blind manufactured by Levolor Home Fashions

B. One Year Warranty

C. Materials:

- Headrail** shall be of .025" thick Tomized steel, "U"shaped, 2 5/16" high x 2 1/4" wide. All hardware shall be enclosed in the metal headrail.
- Tilt Wand** shall be Birchwood, with a .38" diameter.
- Cord Lock** shall be .042" thick Tomized steel and shall be crashproof.
- Drum and Cradle** shall be provided for each ladder.
 - a. Drums shall be of .031" thick Tomized steel.
 - b. Cradles shall be of .042" thick Tomized steel.
- Installation Brackets** shall be of a least .050" thick Tomized steel with a rivet-hinged safety locking front cover to permit removal of headrail without lateral movement.
- Ladders** (slat supports): Distance between 2" slats shall not exceed 44 mm (nominally 6.9 slats per vertical foot).
- Slats** shall be of North American Hardwood finished with a wood stain or solid coating selected from Levolor Custom colors, sealed, and lacquered. Maximum slat length is 96". Standard 2" slats are nominally 2" wide x 1/8" high.
- Bottomrail** shall be nominally 2" wide x 5/8" high and finished to coordinate with slats.
- Options** shall include:
 - a. Cord Tilter
 - b. Radius Corners
 - c. Twill Tapes



Levolor Home Fashions
Contract Division
4110 Premier Dr.
High Point, NC 27265
1-800-221-6803

© Copyright 1996 Levolor Home Fashions. All rights reserved. US and non-US patents and patents pending. Product specifications are subject to change without notice. Printed in the USA.

Contract Customer Service
1-800-826-8021

R1083000

CUSTOM 2" WOOD BLIND

The designer's choice for elegant, traditional window treatments.

PART I – GENERAL

1.01 SCOPE

- A. Furnish and install Levolor blinds, provided by Levolor Home Fashions, 4110 Premier Drive, High Point, NC 27265, in accordance with specifications, drawings, and contract documents.
- B. Related work specified elsewhere.

1.02 QUALITY ASSURANCE

- A. Installer's qualifications:
1. The installer shall be a firm approved by Levolor Home Fashions Contract Division.
 2. The installer shall be qualified to install the product specified, as demonstrated by prior experience.
- B. Job mock-up: (Describe)

1.03 SUBMITTALS

- A. Product information: Submit Levolor product literature and installation instructions.
- B. Shop drawings: Indicate field-measured dimensions of opening which are to receive blinds, details on mounting surface and sill conditions, and details of corners and conditions between adjacent blinds.
- C. Color samples: Submit a sample of each type and color of material specified.

1.04 DELIVERY, STORAGE, AND HANDLING

- A. Packing and Shipping
1. Materials shall be delivered to the Project in Levolor's original unopened packaging with labels intact.
- B. Storage.
1. Materials shall be stored in a clean area which is free of corrosive fumes, dust, and away from construction activities.

2. Materials shall be stacked horizontally using plastic or wood shims such that drainage and ventilation are provided for, and such that water cannot accumulate in, about or upon the containers.

3. Stacks shall be covered with tarpaulins or plastic such that ventilation is provided for, and such that contaminants are prevented from contacting surfaces.

1.05 PROJECT/SITE CONDITIONS (BEFORE PRODUCT INSTALLATION BEGINS)

- A. Roof must be tight, windows and frames installed and glazed, and interior doors hung.
- B. Wet work including concrete, masonry, plaster, stucco, terrazzo, sheetrock, spackling, and taping (including sanding) shall be complete and dry.
- C. Ceilings, window pockets, electrical, and mechanical work above the product shall be complete.
- D. Electrical power (110 volt AC) shall be available for installer's tools within 500 ft. of product installation areas.

1.06 WARRANTY

- A. One Year Limited Warranty: Levolor Home Fashions Contract Division shall repair or replace for one year from the date of purchase of the blind, at its option, without charge, any part found defective in workmanship or material as long as the blind remains in the same window for which it was purchased.

PART II – PRODUCTS

2.01 MANUFACTURER AND PRODUCT DESCRIPTION:

- A. Acceptable product: Custom 2" Wood Blind manufactured by Levolor Home Fashions.
- B. Materials:
1. Headrail shall be of .025" thick Tomized

steel, "U" shaped, 2 5/16" high x 2 1/4" wide with flanged edges at top, and coated with baked on finish. All hardware shall be enclosed in the metal headrail.

2. Tilt Wand shall be of Birchwood with a .38" diameter, finished to match the slats of the blind.

3. Cord Lock shall be of .042" thick Tomized steel and shall be securely attached to head rail. It shall be a crashproof type with sufficient sensitivity to lock slats at desired height upon release of cords, or by swinging cords toward jamb while lowering slats. A revolving serrated cam shall gently snub all cords to hold the raised slats level at the desired height, increasing its grip for heavier loads.

4. Drum and cradle shall be provided for each ladder.

- a. Drums shall be of .031" thick Tomized steel having two holes with rolled edges to anchor barbs of both ladder ends.

- b. Cradles shall be of .042" thick Tomized steel having two holes. They shall provide bearing support for the tilt rod, thus preventing the weight of the blind from being transferred to the tilter. Cradles shall center drums over ladder openings.

5. Tilt Rod shall be a D-shaped galvanized steel rod with a cross section of nominally .28" designed to achieve minimum torsional deflection.

6. End Braces shall be of .042" thick Tomized steel with reinforcing ribs positively fastened to both ends of headrail. End braces shall incorporate a field adjustable tab to insure secure installation, center blind in window, and prevent lateral movement.

7. Top Brace shall be of .025" thick Tomized steel and shall be attached to headrail for added rigidity.

8. Installation Brackets shall be of at least .050" thick Tomized steel with baked-on finish to match headrail. The brackets shall incorporate a rivet-hinged safety locking front cover to permit removal of headrail without lateral movement. Mounting holes shall be located to accommodate overhead, side, or face mounting.

9. Intermediate Brackets shall be installed with blinds over 60" wide. Brackets shall be U-shaped, .062" Tomized steel, with retainer fingers and mounting holes for overhead or face mounting. They shall be evenly spaced at maximum 72" apart. Brackets shall be supplied as required.

10. Ladders (slat supports) shall be braided polyester yarn dyed to Levolor color standard. The two vertical components shall be .080" x .063" designed for maximum flexibility combined with minimum stretch and tensile strength of not less than 70 lbs. per cable. Horizontal components (rungs) shall consist of not less than four cables inter-braided with the vertical components. Ladder shall support the slats without visible distortion. Distance between slats shall not exceed 44 mm (nominally 6.9 slats per vertical foot). Distance between ladders shall not exceed 23" for blinds up to 80" long. For blinds over 80" long, distance between ladders shall not be greater than 22". Distance between end ladder and end of slat shall not exceed 7".

11. Slats shall be of North American hard wood finished with a wood stain or solid coating selected from Levolor Custom colors, sealed, and lacquered. Maximum slat length is 96" to avoid material deflection and keep within federal weight and pull force guidelines. Standard 2" slats are nominally 2" wide. Slat thickness is nominally 1/8". Slats shall perform to 500 hours of 100% relative humidity testing. Slat thickness and ladder support distances shall prevent visible sag or bow after continued use indoors.

12. Bottomrail shall be of solid wood, nominally 2" wide x 5/8" high and finished to coordinate with slats. Bottomrail shall have protective ladder caps designed to prevent bottom bar from marring window sill and/or mullions.

13. Lift Cord shall be braided of high strength, 1.8 mm dia. polyester fiber with a high tenacity polyester core, 26 picks per inch, 16 carrier smooth braids, and shall be flexible, have minimum stretch, maximum abrasion resistance characteristics, and a minimum breaking strength of 175 lbs. Cord shall be of sufficient length equalized to properly control raising and lowering of blind and spaced not over 72" between cords.

14. Options shall include:

a. Fabric Tapes: Woven cotton twill tapes shall be 1 1/2" wide and dyed to Levolor color standard. Fabric rungs shall be permanently sewn to vertical components. Distance between tape centers shall not exceed 36". Distance between center of end tape to end of slat shall not exceed 7", unless otherwise specified for special job condition. Rung spacing shall be approximately 1 1/2" o.c.

b. Cord Tilter: For manual tilt with cord, tilter shall be .050" thick Tomized steel, with a gear and pulley mechanism to tilt slats to desired angle. The pulley shall have internal ribs to increase cord traction, and an integral brass worm to positively engage gear. Cord fabric to be dyed to Levolor color standard, have a minimum breaking strength of 175lbs., and be of sufficient length equalized to properly control tilt of blind. Cord shall be fitted with two limiting beads to synchronize slat angle.

- c. Cutouts
- d. Extension Brackets
- e. Hold Down Brackets
- f. Multiple Blinds on One Headrail
- g. Multi-Colored Striping
- h. Pocket Brackets
- i. Radius Corners
- j. Ring Pull
- k. Telescopic or Non-Telescopic Tilter Pole
- l. Universal Ring Tilter

PART III – EXECUTION

3.01 INSPECTION

- A. Window treatment subcontractor shall be responsible for inspection of site, field measurements, and approval of mounting surfaces and installation conditions.
- B. Subcontractor shall verify that site is free of conditions that interfere with blind installation and operation, and shall begin installation only when any unsatisfactory conditions have been rectified.

3.02 INSTALLATION

- A. Installation shall comply with Levolor specifications, standards, and procedures.

- B. Provide support brackets as per Levolor's installation instructions.
- C. See installation instructions packaged with blinds for more installation details.
- D. Provide adequate clearance to permit unencumbered operation of blind and hardware.
- E. Demonstrate blinds to be in uniform and smooth working order.

3.03 CLEANING

- A. Clean soiled blinds with a mild soap solution only. Do not use cleaning methods involving heat, bleach, abrasives, or solvents. Do not use window cleaner or cloths with paper content.
- B. Ensure proper drying following cleaning by providing adequate ventilation.



LEVOLOR®

**Levolor Home Fashions
Contract Division**

4110 Premier Drive
High Point, NC 27265
1-800-221-6803

Contract Customer Service
1-800-826-8021

©Copyright 1996, Levolor Home Fashions.
All rights reserved. US and non-US patents
and patents pending. Product specifications
are subject to change without notice.
Printed in the USA.